




Key of E

Transpo Rear Position 

Transpo Front Position 

Finger Position 

The diagram displays 32 guitar chord diagrams for the key of E. Each diagram shows a guitar neck with frets 2 and 4 marked. Blue bars represent capo positions (Rear or Front), and blue dots represent finger positions. The chords are: Emaj, A², B, D², F[#]m, C[#]m⁷, Em, Em⁷, Dsus², D, Dm⁹, D⁹, D⁶, Dm⁷, Amaj⁷, E/G[#], Am, Am⁷, A⁷, Am⁹, A⁶, Bm, Bsus, B⁷, F[#]m⁷, C[#]m, E⁷, Em⁷, Emaj⁷, E⁶, Em⁶, and E/A.